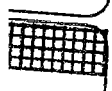


control.
0 samples
defective
prepare to

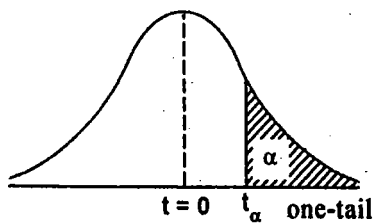


a state

TABLE: FACTORS USEFUL IN THE CONSTRUCTION OF CONTROL CHARTS

Sample size n	Mean chart				Standard deviation chart				Range chart					
	Factors for control limits				Factors for central line				Factors for central line					
	A	A_1	A_2	A_3	c_2	B_1	B_2	B_3	B_4	d_2	D_1	D_2	D_3	D_4
2	2.121	3.760	1.886		0.5642	0	1.843	0	3.297	1.128	0	3.686	0	3.267
3	1.232	2.394	1.023		0.7236	0	1.858	0	2.568	1.693	0	4.358	0	2.575
4	1.500	1.880	0.729		0.7979	0	1.8080	0	2.266	2.059	0	4.698	0	2.282
5	1.342	1.596	0.577		0.8407	0	1.756	0	2.089	2.326	0	4.918	0	2.115
6	1.225	1.410	0.483		0.8686	0.026	1.711	0.030	1.970	2.534	0	5.078	0	2.004
7	1.134	1.277	0.419		0.8882	0.105	1.672	0.118	1.882	2.704	0.205	5.203	0.076	1.924
8	1.061	1.175	0.373		0.9027	0.167	1.638	0.185	1.815	2.847	0.387	5.307	0.136	1.864
9	1.000	1.094	0.337		0.9139	0.219	1.609	0.239	1.761	2.970	0.546	5.394	0.184	1.816
10	0.949	1.028	0.308		0.9227	0.262	1.584	0.284	1.716	3.078	0.687	5.469	0.223	1.777
11	0.905	0.973	0.285		0.9300	0.299	1.561	0.321	1.679	3.173	0.812	5.534	0.256	1.744
12	0.866	0.925	0.266		0.9359	0.331	1.541	0.354	1.646	3.258	0.924	5.592	0.284	1.716
13	0.832	0.884	0.249		0.9410	0.359	1.523	0.382	1.618	3.336	1.026	5.646	0.308	1.692
14	0.802	0.848	0.235		0.9453	0.384	1.507	0.406	1.594	3.407	1.121	5.693	0.329	1.671
15	0.775	0.816	0.223		0.9499	0.406	1.492	0.428	1.572	3.472	1.207	5.737	0.364	1.652
16	0.759	0.788	0.212		0.9523	0.427	1.478	0.448	1.552	3.532	1.285	5.779	0.379	1.621
17	0.0728	0.762	0.203		0.9551	0.445	1.465	0.466	1.534	3.588	1.359	5.817	0.392	1.668
18	0.707	0.738	0.194		0.9576	0.461	1.454	0.482	1.518	3.640	1.426	5.854	0.404	1.596
19	0.688	0.717	0.187		0.9599	0.477	1.443	0.497	1.503	3.689	1.490	5.888	0.414	1.586
20	0.671	0.697	0.180		9.9619	0.491	1.433	0.510	1.499	3.735	1.548	5.922	0.425	1.575
21	0.655	0.679	0.173		0.9638	0.504	1.424	0.523	1.477	3.778	1.606	5.950	0.434	1.566
22	0.640	0.662	0.167		0.9655	0.516	1.415	0.534	1.466	3.819	1.659	5.979	0.443	1.557
23	0.626	0.647	0.162		0.9670	0.527	1.407	0.545	1.455	3.858	1.710	6.006	0.443	1.548
24	0.612	0.632	0.157		0.9684	0.538	1.399	0.555	1.445	3.895	1.759	6.031	0.452	1.548
25	0.600	0.610	0.153		0.9696	0.548	1.392	0.565	1.435	3.931	1.804	6.058	0.459	1.541

t_{α} - Critical Values of the t-Distribution with ν Degrees of Freedom Table - 4

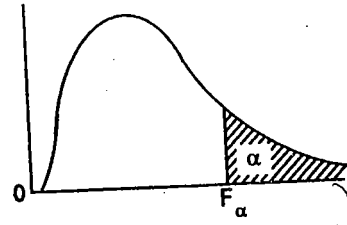


ν	α								
	0.40	0.30	0.20	0.15	0.10	0.05	0.025	0.01	0.005
1	0.325	0.727	1.376	1.963	3.078	6.314	12.706	31.821	63.657
2	0.289	0.617	1.061	1.386	1.886	2.920	4.303	6.965	9.925
3	0.277	0.584	0.978	1.250	1.638	2.353	3.182	4.541	5.841
4	0.271	0.569	0.941	1.190	1.533	2.132	2.776	3.747	4.604
5	0.267	0.559	0.920	1.156	1.476	2.015	2.571	3.365	4.032
6	0.265	0.553	0.906	1.134	1.440	1.943	2.447	3.143	3.707
7	0.263	0.549	0.896	1.119	1.415	1.895	2.365	2.998	3.499
8	0.262	0.546	0.889	1.108	1.397	1.860	2.306	2.896	3.355
9	0.261	0.543	0.883	1.100	1.383	1.833	2.262	2.821	3.250
10	0.260	0.542	0.879	1.093	1.372	1.812	2.228	2.764	3.169
11	0.260	0.540	0.876	1.088	1.363	1.796	2.201	2.718	3.106
12	0.259	0.539	0.873	1.083	1.356	1.782	2.179	2.681	3.055
13	0.259	0.537	0.870	1.079	1.350	1.771	2.160	2.650	3.012
14	0.258	0.537	0.868	1.076	1.345	1.761	2.145	2.624	2.977
15	0.258	0.536	0.866	1.074	1.341	1.753	2.131	2.602	2.947
16	0.258	0.535	0.865	1.071	1.337	1.746	2.120	2.583	2.921
17	0.257	0.534	0.863	1.069	1.333	1.740	2.110	2.567	2.898
18	0.257	0.534	0.862	1.067	1.330	1.734	2.101	2.552	2.878
19	0.257	0.533	0.861	1.066	1.328	1.729	2.093	2.539	2.861
20	0.257	0.533	0.860	1.064	1.325	1.725	2.086	2.528	2.845
21	0.257	0.532	0.859	1.063	1.323	1.721	2.080	2.518	2.831
22	0.256	0.532	0.858	1.061	1.321	1.717	2.074	2.508	2.819
23	0.256	0.532	0.858	1.060	1.319	1.714	2.069	2.500	2.807
24	0.256	0.531	0.857	1.059	1.318	1.711	2.064	2.492	2.797
25	0.256	0.531	0.856	1.058	1.316	1.708	2.060	2.485	2.787
26	0.256	0.531	0.856	1.058	1.315	1.706	2.056	2.479	2.779
27	0.256	0.531	0.855	1.057	1.314	1.703	2.052	2.473	2.771
28	0.256	0.530	0.855	1.056	1.313	1.701	2.048	2.467	2.763
29	0.256	0.530	0.854	1.055	1.311	1.699	2.045	2.462	2.756
30	0.256	0.530	0.854	1.055	1.310	1.697	2.042	2.457	2.750
40	0.255	0.529	0.851	1.050	1.303	1.684	2.021	2.423	2.704
60	0.254	0.527	0.848	1.045	1.296	1.671	2.000	2.390	2.660
120	0.254	0.526	0.845	1.041	1.289	1.658	1.980	2.358	2.617
∞	0.253	0.524	0.842	1.036	1.282	1.645	1.960	2.326	2.576

Note : The above table gives the values of t for one-tail test (either left-tail or right-tail test). If we have to find the value of t for a two-tail test at a level, we take the value of $\alpha / 2$ for α . For example, the value of t at 5% level with 9 d.f. is $t_{0.025} = 2.262$ and the value of t at 1% level with 11 d.f. is $t_{0.005} = 3.106$

Critical Values of the F-Distribution

Table - 5



Values of $F_{0.05}(v_1, v_2)$										
v_1										
v_2	1	2	3	4	5	6	7	8	9	
1	161.4	199.5	215.7	224.6	230.2	234.0	236.8	238.9	240.5	
2	18.51	19.00	19.16	19.25	19.30	19.33	19.35	19.37	19.38	
3	10.13	9.55	9.28	9.12	9.01	8.94	8.89	8.85	8.81	
4	7.71	6.94	6.59	6.39	6.26	6.16	6.09	6.04	6.00	
5	6.61	5.79	5.41	5.19	5.05	4.95	4.88	4.82	4.77	
6	5.99	5.14	4.76	4.53	4.39	4.28	4.21	4.15	4.10	
7	5.59	4.74	4.35	4.12	3.97	3.87	3.79	3.73	3.68	
8	5.32	4.46	4.07	3.84	3.69	3.58	3.50	3.44	3.39	
9	5.12	4.26	3.86	3.63	3.48	3.37	3.29	3.23	3.18	
10	4.96	4.10	3.71	3.48	3.33	3.22	3.14	3.07	3.02	
11	4.84	3.98	3.59	3.36	3.20	3.09	3.01	2.95	2.90	
12	4.75	3.89	3.49	3.26	3.11	3.00	2.91	2.85	2.80	
13	4.67	3.81	3.41	3.18	3.03	2.92	2.83	2.77	2.71	
14	4.60	3.74	3.34	3.11	2.96	2.85	2.76	2.70	2.65	
15	4.54	3.68	3.29	3.06	2.90	2.79	2.71	2.64	2.59	
16	4.49	3.63	3.24	3.01	2.85	2.74	2.66	2.59	2.54	
17	4.45	3.59	3.20	2.96	2.81	2.70	2.61	2.55	2.49	
18	4.41	3.55	3.16	2.93	2.77	2.66	2.58	2.51	2.46	
19	4.38	3.52	3.13	2.90	2.74	2.63	2.54	2.48	2.42	
20	4.35	3.49	3.10	2.87	2.71	2.60	2.51	2.45	2.39	
21	4.32	3.47	3.07	2.84	2.68	2.57	2.49	2.42	2.37	
22	4.30	3.44	3.05	2.82	2.66	2.55	2.46	2.40	2.34	
23	4.28	3.42	3.03	2.80	2.64	2.53	2.44	2.37	2.32	
24	4.26	3.40	3.01	2.78	2.62	2.51	2.42	2.36	2.30	
25	4.24	3.39	2.99	2.76	2.60	2.49	2.40	2.34	2.28	
26	4.23	3.37	2.98	2.74	2.59	2.47	2.39	2.32	2.27	
27	4.21	3.35	2.96	2.73	2.57	2.46	2.37	2.31	2.25	
28	4.20	3.34	2.95	2.71	2.56	2.45	2.36	2.29	2.24	
29	4.18	3.33	2.93	2.70	2.55	2.43	2.35	2.28	2.22	
30	4.17	3.32	2.92	2.69	2.53	2.42	2.33	2.27	2.21	
40	4.08	3.23	2.84	2.61	2.45	2.34	2.25	2.18	2.12	
60	4.00	3.15	2.76	2.53	2.37	2.25	2.17	2.10	2.04	
120	3.92	3.07	2.68	2.45	2.29	2.17	2.09	2.02	1.96	
∞	3.84	3.00	2.60	2.37	2.21	2.10	2.01	1.94	1.88	

(Continued) Critical Values of the F-Distribution

Values of $F_{0.05}(v_1, v_2)$

v_1

v_2

10

12

15

20

24

30

40

60

120

∞

1	241.9	243.9	245.9	248.0	249.1	250.1	251.1	252.2	253.3	254.3
2	19.40	19.41	19.43	19.45	19.45	19.46	19.47	19.48	19.49	19.50
3	8.79	8.74	8.70	8.66	8.64	8.62	8.59	8.57	8.55	8.52
4	5.96	5.91	5.86	5.80	5.77	5.75	5.72	5.69	5.66	5.62
5	4.74	4.68	4.62	4.56	4.53	4.50	4.46	4.43	4.40	4.36
6	4.06	4.00	3.94	3.87	3.84	3.81	3.77	3.74	3.70	3.67
7	3.64	3.57	3.51	3.44	3.41	3.38	3.34	3.30	3.27	3.23
8	3.35	3.28	3.22	3.15	3.12	3.08	3.04	3.01	2.97	2.93
9	3.14	3.07	3.01	2.94	2.90	2.86	2.83	2.79	2.75	2.71
10	2.98	2.91	2.85	2.77	2.74	2.70	2.66	2.62	2.58	2.54
11	2.85	2.79	2.72	2.65	2.61	2.57	2.73	2.49	2.45	2.40
12	2.75	2.69	2.62	2.54	2.51	2.47	2.43	2.38	2.34	2.30
13	2.67	2.60	2.53	2.46	2.42	2.38	2.34	2.30	2.25	2.21
14	2.60	2.53	2.46	2.39	2.35	2.31	2.27	2.22	2.18	2.13
15	2.54	2.48	2.40	2.33	2.29	2.25	2.20	2.16	2.11	2.07
16	2.49	2.42	2.35	2.28	2.24	2.19	2.15	2.11	2.06	2.01
17	2.45	2.38	2.31	2.23	2.19	2.17	2.10	2.06	2.01	1.96
18	2.41	2.34	2.27	2.19	2.15	2.11	2.06	2.02	1.97	1.92
19	2.38	2.31	2.23	2.16	2.11	2.07	2.03	1.98	1.93	1.88
20	2.35	2.28	2.20	2.12	2.08	2.04	1.99	1.95	1.90	1.84
21	2.32	2.25	2.18	2.10	2.05	2.01	1.96	1.92	1.87	1.81
22	2.30	2.23	2.15	2.07	2.03	1.98	1.94	1.89	1.84	1.78
23	2.27	2.20	2.13	2.05	2.01	1.96	1.91	1.86	1.81	1.76
24	2.25	2.18	2.11	2.03	1.98	1.94	1.89	1.94	1.79	1.73
25	2.24	2.16	2.09	2.01	1.96	1.92	1.87	1.82	1.77	1.71
26	2.22	2.15	2.07	1.99	1.95	1.90	1.85	1.80	1.75	1.69
27	2.20	2.13	2.06	1.97	1.93	1.88	1.84	1.79	1.73	1.67
28	2.19	2.12	2.04	1.96	1.91	1.87	1.82	1.77	1.71	1.65
29	2.18	2.10	2.03	1.94	1.90	1.85	1.81	1.75	1.70	1.64
30	2.16	2.09	2.01	1.93	1.89	1.84	1.79	1.75	1.68	1.62
40	2.08	2.00	1.92	1.84	1.79	1.74	1.69	1.64	1.58	1.51
60	1.99	1.92	1.84	1.75	1.70	1.65	1.59	1.53	1.47	1.39
120	1.91	1.83	1.75	1.66	1.61	1.55	1.50	1.43	1.35	1.25
∞	1.83	1.75	1.67	1.57	1.52	1.46	1.39	1.32	1.22	1.00

(Continued) Critical Values of the F-Distribution

Values of $F_{0.01}(v_1, v_2)$									
v_1									
v_2	1	2	3	4	5	6	7	8	9
1	4052	4999.5	5403	5625	5764	5859	5928	5981	6022
2	98.50	99.00	99.17	99.25	99.30	99.33	99.36	99.37	99.39
3	34.12	30.82	29.46	28.71	28.24	27.91	27.67	27.49	27.35
4	21.20	18.00	16.69	15.98	15.52	15.21	14.98	14.80	14.66
5	16.26	13.27	12.06	11.39	10.97	10.67	10.46	10.29	10.16
6	13.75	10.92	9.78	9.15	8.75	8.47	8.26	8.10	7.98
7	12.25	9.55	8.45	7.85	7.46	7.19	6.99	6.84	6.72
8	11.26	8.65	7.59	7.01	6.63	6.37	6.18	6.03	5.91
9	10.56	8.02	6.99	6.42	6.06	5.80	5.61	5.47	5.35
10	10.04	7.56	6.55	5.99	5.64	5.39	5.20	5.06	4.94
11	9.65	7.21	6.22	5.67	5.32	5.07	4.89	4.74	4.63
12	9.33	6.93	5.95	5.41	5.06	4.82	4.64	4.50	4.39
13	9.07	6.70	5.74	5.21	4.86	4.62	4.44	4.30	4.19
14	8.86	6.51	5.56	5.04	4.69	4.46	4.28	4.14	4.03
15	8.68	6.36	5.42	4.89	4.56	4.32	4.14	4.00	3.89
16	8.53	6.23	5.29	4.77	4.44	4.20	4.03	3.89	3.78
17	8.40	6.11	5.18	4.67	4.34	4.10	3.93	3.79	3.68
18	8.29	6.01	5.09	4.58	4.25	4.01	3.84	3.71	3.60
19	8.18	5.93	5.01	4.50	4.17	3.94	3.77	3.63	3.52
20	8.10	5.85	4.94	4.43	4.10	3.87	3.70	3.56	3.46
21	8.02	5.78	4.87	4.37	4.04	3.81	3.64	3.51	3.40
22	7.95	5.72	4.82	4.31	3.99	3.76	3.59	3.45	3.35
23	7.88	5.66	4.76	4.26	3.94	3.71	3.54	3.41	3.30
24	7.82	5.61	4.72	4.22	3.90	3.67	3.50	3.36	3.26
25	7.77	5.57	4.68	4.18	3.85	3.63	3.46	3.32	3.22
26	7.72	5.53	4.64	4.14	3.82	3.59	3.42	3.29	3.18
27	7.68	5.49	4.60	4.11	3.78	3.56	3.39	3.26	3.15
28	7.64	5.45	4.57	4.07	3.75	3.53	3.36	3.23	3.12
29	7.60	5.42	4.54	4.04	3.73	3.50	3.33	3.20	3.09
30	7.56	5.39	4.51	4.02	3.70	3.47	3.30	3.17	3.07
40	7.31	5.18	4.31	3.83	3.51	3.29	3.12	2.99	2.89
60	7.08	4.98	4.13	3.65	3.34	3.12	2.95	2.82	2.72
120	6.85	4.79	3.95	3.48	3.17	2.96	2.79	2.66	2.56
∞	6.63	4.61	3.78	3.32	3.02	2.80	2.64	2.51	2.41

(Continued) Critical Values of the F-Distribution

Values of $F_{0.01}(v_1, v_2)$										
v_1										
v_2	10	12	15	20	24	30	40	60	120	∞
1	6056	6106	6157	6209	6235	6261	6287	6313	6339	6366
2	99.40	99.42	99.43	99.45	99.46	99.47	99.47	99.48	99.49	99.50
3	27.23	27.05	26.87	26.69	26.60	26.50	26.41	26.32	26.22	26.13
4	14.55	14.37	14.20	14.02	13.93	13.84	13.75	13.65	13.56	13.46
5	10.05	9.89	9.72	9.55	9.47	9.38	9.29	9.20	9.11	9.02
6	7.87	7.72	7.56	7.40	7.31	7.23	7.14	7.06	6.97	6.88
7	6.62	6.47	6.31	6.16	6.07	5.99	5.91	5.82	5.74	5.65
8	5.81	5.67	5.52	5.36	5.28	5.20	5.12	5.03	4.95	4.86
9	5.26	5.11	4.96	4.81	4.73	4.65	4.57	4.48	4.40	4.31
10	4.85	4.71	4.56	4.41	4.33	4.25	4.17	4.08	4.00	3.91
11	4.54	4.40	4.25	4.10	4.02	3.94	3.86	3.78	3.69	3.60
12	4.30	4.16	4.01	3.86	3.78	3.70	3.62	3.54	3.45	3.36
13	4.10	3.96	3.82	3.66	3.59	3.51	3.43	3.34	3.25	3.17
14	3.94	3.80	3.66	3.51	3.43	3.35	3.27	3.18	3.09	3.00
15	3.80	3.67	3.52	3.37	3.29	3.21	3.13	3.05	2.96	2.87
16	3.69	3.55	3.41	3.26	3.18	3.10	3.02	2.93	2.84	2.75
17	3.59	3.46	3.31	3.16	3.08	3.00	2.92	2.83	2.75	2.65
18	3.51	3.37	3.23	3.08	3.00	2.92	2.84	2.75	2.66	2.57
19	3.43	3.30	3.15	3.00	2.92	2.84	2.76	2.67	2.58	2.49
20	3.37	3.23	3.09	2.94	2.86	2.78	2.69	2.61	2.52	2.42
21	3.31	3.17	3.03	2.88	2.80	2.72	2.64	2.55	2.46	2.36
22	3.26	3.12	2.98	2.83	2.75	2.67	2.58	2.50	2.40	2.31
23	3.21	3.07	2.93	2.78	2.70	2.62	2.54	2.45	2.35	2.26
24	3.17	3.03	2.89	2.74	2.66	2.58	2.49	2.40	2.31	2.21
25	3.13	2.99	2.85	2.70	2.62	2.54	2.45	2.36	2.27	2.17
26	3.09	2.96	2.81	2.66	2.58	2.50	2.42	2.33	2.23	2.13
27	3.06	2.93	2.78	2.63	2.55	2.47	2.38	2.29	2.20	2.10
28	3.03	2.90	2.75	2.60	2.52	2.44	2.35	2.26	2.17	2.06
29	3.00	2.87	2.73	2.57	2.49	2.41	2.33	2.23	2.14	2.03
30	2.98	2.84	2.70	2.55	2.47	2.39	2.30	2.21	2.11	2.01
40	2.80	2.66	2.52	2.37	2.29	2.20	2.11	2.02	1.92	1.80
60	2.63	2.50	2.35	2.20	2.12	2.03	1.94	1.84	1.73	1.60
20	2.47	2.34	2.19	2.03	1.95	1.86	1.76	1.66	1.53	1.38
∞	2.32	2.18	2.04	1.88	1.79	1.70	1.59	1.47	1.32	1.00

Table - 6

 χ^2_{α} - Critical Values of the Chi-squared Distribution with ν Degrees of Freedom

ν	0.30	0.25	0.20	0.10	0.05	0.025	0.02	0.01	0.005	0.001
1	1.074	1.323	1.642	2.706	3.841	5.024	5.412	6.635	7.879	10.827
2	2.408	2.773	3.219	4.605	5.991	7.378	7.824	9.210	10.597	13.815
3	3.665	4.108	4.642	6.251	7.815	9.348	9.837	11.345	12.838	16.268
4	4.878	5.385	5.989	7.779	9.488	11.143	11.668	13.277	14.860	18.465
5	6.064	6.626	7.289	9.236	11.070	12.832	13.388	15.086	16.750	20.517
6	7.231	7.841	8.558	10.645	12.592	14.449	15.033	16.812	18.548	22.457
7	8.383	9.037	9.803	12.017	14.067	16.013	16.622	18.475	20.278	24.322
8	9.524	10.219	11.030	13.362	15.507	17.535	18.168	20.090	21.955	26.125
9	10.656	11.389	12.242	14.684	16.919	19.023	19.679	21.666	23.589	27.877
10	11.781	12.549	13.442	15.987	18.307	20.483	21.161	23.209	25.188	29.588
11	12.899	13.701	14.631	17.275	19.675	21.920	22.618	24.725	26.757	31.264
12	14.011	14.845	15.812	18.549	21.026	23.337	24.054	26.217	28.300	32.909
13	15.119	15.984	16.985	19.812	22.362	24.736	25.472	27.688	29.819	34.528
14	16.222	17.117	18.151	21.064	23.685	26.119	26.873	29.141	31.319	36.123
15	17.322	18.245	19.311	22.307	24.996	27.488	28.259	30.578	32.801	37.697
16	18.418	19.369	20.465	23.542	26.296	28.845	29.633	32.000	34.267	39.252
17	19.511	20.489	21.615	24.769	27.587	30.191	30.995	33.409	35.718	40.790
18	20.601	21.605	22.760	25.989	28.869	31.526	32.346	34.805	37.156	42.312
19	21.689	22.718	23.900	27.204	30.144	32.852	33.687	36.191	38.582	43.820
20	22.775	23.828	25.038	28.412	31.410	34.170	35.020	37.566	39.997	45.315
21	23.858	24.935	26.171	29.615	32.671	35.479	36.343	38.932	41.401	46.797
22	24.939	26.039	27.301	30.813	33.924	36.781	37.659	40.289	42.796	48.268
23	26.018	27.141	28.429	32.007	35.172	38.076	38.968	41.638	44.181	49.728
24	27.096	28.241	29.553	33.196	36.415	39.364	40.270	42.980	45.558	51.179
25	28.172	29.339	30.675	34.382	37.652	40.646	41.566	44.314	46.928	52.620
26	29.246	30.434	31.795	35.563	38.885	41.923	42.856	45.642	48.290	54.052
27	30.319	31.528	32.912	36.741	40.113	43.194	44.140	46.963	49.645	55.476
28	31.391	32.620	34.027	37.916	41.337	44.461	45.419	48.278	50.993	56.893
29	32.461	33.711	35.139	39.087	42.557	45.772	46.693	49.588	52.336	58.302
30	33.530	34.800	36.250	40.256	43.773	46.979	47.962	50.892	53.672	59.703

